

Currency Converter User Manual

Step-by-step Guide

The following guide will explain how to set-up and use our Currency Converter app. You will also find here a list of FAQ.

If you need further assistance contact us at: support@3dsellers.com.

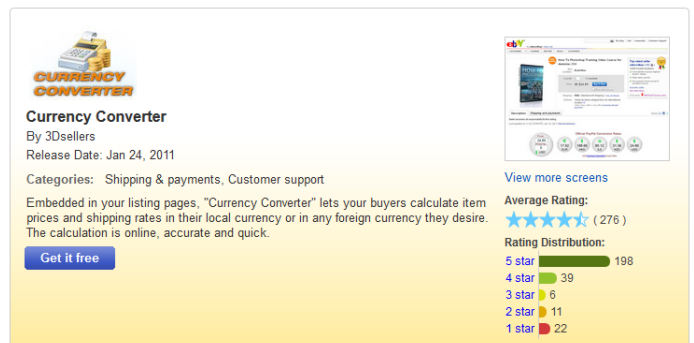
Table of contents:

1. [Subscribe to Currency Converter](#)
2. [Activate & setup your Currency Converter](#)
3. [Change Currency Converter's location](#)
4. [FAQ](#)

Subscribe to Currency Converter

Step 1:

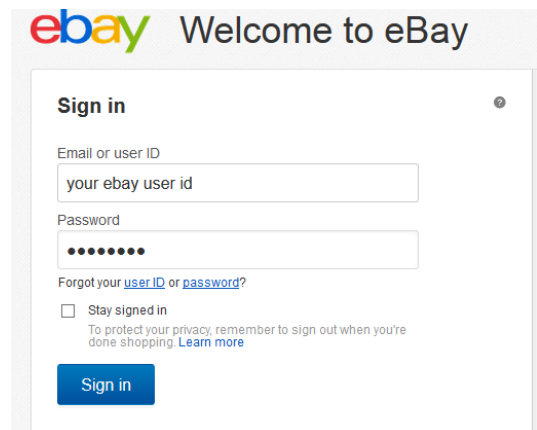
Subscribe to the application at [eBay's app center](#).



The screenshot shows the eBay app center listing for the "Currency Converter" app. The app is by 3Dsellers and was released on Jan 24, 2011. It is categorized under "Shipping & payments, Customer support". The description states: "Embedded in your listing pages, 'Currency Converter' lets your buyers calculate item prices and shipping rates in their local currency or in any foreign currency they desire. The calculation is online, accurate and quick." There is a "Get it free" button. The app has an average rating of 4.5 stars from 276 reviews. The rating distribution is: 5 star (198), 4 star (39), 3 star (6), 2 star (11), and 1 star (22). There is a "View more screens" link.

Step 2:

If you aren't logged-in in eBay, you will be asked to login.



The screenshot shows the eBay sign-in page. The header says "eBay Welcome to eBay". The sign-in form includes a "Sign in" title, a "Sign in" button, and a "Stay signed in" checkbox. The form fields are "Email or user ID" (with the placeholder text "your ebay user id") and "Password" (with masked characters). There is a link for "Forgot your user ID or password?". A privacy notice states: "To protect your privacy, remember to sign out when you're done shopping. [Learn more](#)".

Step 3:

In the next page you will be asked to agree to ours & eBay's Terms. Read and checkmark both boxes and click "continue".

Step 4:

Wait while your app is activated.

Step 5:


Next you will be redirected to your app management area on eBay, here you will find the "start" button for the app. Click on the "start" button to activate the app.

Step 6:

Next you will arrive at your app's control panel where you will be able to setup your Currency Converter in your listings.

Choose your subscription plan

Currently, a PayPal account is required for subscribing to Apps for eBay.



Currency Converter

Subscription plans

- Currency Converter Free**
Currency Converter is a free app that lets your buyers calculate item prices and shipping rates in their local currency or in any foreign currency they desire. Currency Converter calculates the actual price buyers will pay according to PayPal's official rates, so your international buyers will know exactly how much they will pay! Category - Shipping & payments application. The application is Free.

Pricing details
Free

* Free trial only available for the first time you subscribe to the application.

Legal Terms and Conditions
Apps on the eBay platform may be provided to you either by eBay or by third party providers. Unless eBay is listed as the provider of a particular application, a third party (and not eBay) is responsible for the application and related content. Third party terms may apply to your use of the application, so make sure you read those terms carefully. If you are subscribing to a third party application, we may need to share some account information (like your name, address and email address) with the application provider and link some of your account features to the application to allow you to use the application on eBay.

I agree to [eBay's Terms of Use for Apps](#). Also, in order to allow the developer named on this page to provide me with the developer's services, I consent to eBay transferring necessary account information to the provider named on this page to enable the application and link my account to the application.

I agree to [3Dsellers Terms](#) and [3Dsellers Privacy Policy](#).

[Continue](#) [Disagree](#)

To complete your subscription, go to the next step.

Please wait while your app Currency Converter is being activated



Currency Converter, Currency Converter Free

Currency Converter Dec 2, 2013 Subscribed [Start](#)



3Dsellers
Plans: Currency Converter Free

Your Rating - Excellent
★★★★★

Currency Converter, Currency Converter Free

Contact Support
Other actions

Welcome to Currency Converter by 3Dsellers

Currency Converter lets your buyers calculate item prices and shipping rates in their local currency or in any foreign currency they desire.

Currency Converter calculates the actual price buyers will pay according to **PayPal's official rates**, so your international buyers will know exactly how much they will pay!

Key Features

1. Calculate eBay item prices and shipping rates online, quickly and on the current eBay listing you're visiting.
2. Accurate and up to date.
3. Integrates with official PayPal conversion rates.

1 Select your favorite five currencies below:

<input checked="" type="checkbox"/> USD (United States Dollar)	<input type="checkbox"/> NOK (Norwegian Krone)
<input checked="" type="checkbox"/> AUD (Australian Dollar)	<input type="checkbox"/> NZD (New Zealand Dollar)
<input checked="" type="checkbox"/> CAD (Canadian Dollar)	<input type="checkbox"/> PHP (Philippine Peso)
<input type="checkbox"/> CZK (Czech Koruna)	<input type="checkbox"/> PLN (Polish Zloty)
<input type="checkbox"/> DKK (Danish Krone)	<input type="checkbox"/> GBP (British Pound)
<input checked="" type="checkbox"/> EUR (Euro)	<input type="checkbox"/> SGD (Singapore Dollar)
<input type="checkbox"/> HKD (Hong Kong Dollar)	<input type="checkbox"/> SEK (Swedish Krona)
<input type="checkbox"/> HUF (Hungarian Forint)	<input type="checkbox"/> CHF (Swiss Franc)
<input checked="" type="checkbox"/> ILS (Israeli Shekel)	<input type="checkbox"/> TWD (Taiwan Dollar)
<input type="checkbox"/> JPY (Japanese Yen)	<input type="checkbox"/> THB (Thai Baht)
<input type="checkbox"/> MXN (Mexican Peso)	

Offline - Please leave a message "Currencies Box" in your listings:

Activate & setup Currency Converter

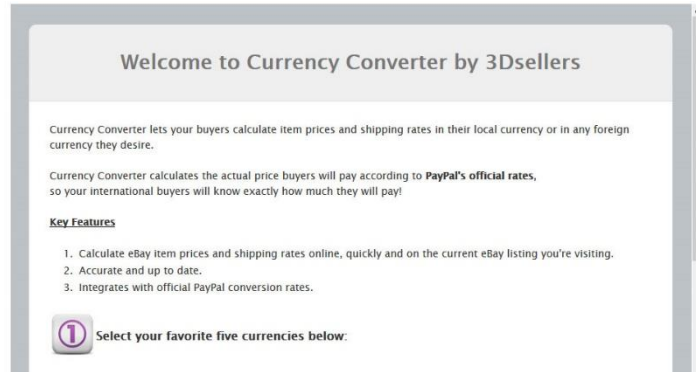
Step 1:

Activate the app by going to: [My eBay](#) > [Applications](#). Choose Currency Converter in your list of apps and click on "start". This will lead you to the app's control panel.



Step 3:

Next you will arrive at your Currency Converter control panel.



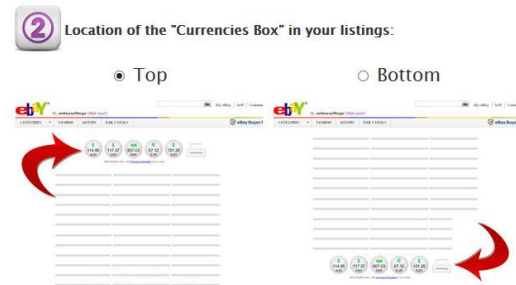
Step 4:

Checkmark the 5 currencies you would like to be listed in your listings.

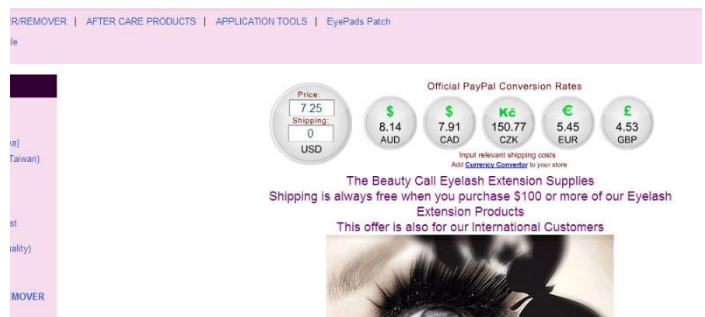


Step 5:

Scroll down and choose of to place the Currency Converter above or below your listing's description.



This is an example of the Currency Converter above the listing's description.



This is an example of the Currency Converter below the listing's description.

Every buyer gets a MyStoreRewards invitation for cash back **GET BACK 2%**

PayPal No Payments + No Interest if paid in full in 6 months on purchases of \$99+
Check out with PayPal and choose Bill Me Later™ Subject to credit approval. See terms. US customers only.

Price: 69
Shipping: 0
USD

Official PayPal Conversion Rates

\$ 77.52 AUD	\$ 75.33 CAD	€ 51.92 EUR	¥ 7240.86 JPY	£ 43.15 GBP
--------------	--------------	-------------	---------------	-------------

Input relevant shipping costs
Add [Currency Converter](#) to your store

Add Converter Press to add "Currency Converter" to your products

Step 6:
Click on "Add converter" to add the Currency Converter to all your listings. You have now successfully activated the app.

Step 7:
Now your Currency Converter will be added to your listings within 12 hours.

Auction listings that have bids, or listings that end in less than 12 hours can't be updated and the Currency Converter will not be added to them.

"Currency Converter"

Thank you for using "Currency Converter"

Your listings will be updated **within 12 hours.**

! Please note:

- Listings with bids will not be updated.
- Listings ending within 12 hours will not be updated.

Change Currency Converter's location

Step 1:
Access your control panel by going to: by going to: [My eBay](#) > [Applications](#) > [Currency Converter](#).

Currency Converter Dec 2, 2013 Subscribed **Start**

3Dollars Plan: Currency Converter Free
Your Rating - Excellent
★★★★★

Currency Converter, Currency Converter Free

Contact Support
Other actions ▾

Step 2:
Scroll down and change the location of the Currency Converter.

2 Location of the "Currencies Box" in your listings:

Top Bottom

Two preview images show the eBay listing interface. The left image shows the currency converter box at the top of the listing, indicated by a red arrow. The right image shows the currency converter box at the bottom of the listing, also indicated by a red arrow.

Step 3:
Click on "Update Selections" to save changes.

Update Selections

FAQ

Q: What is the Currency Converter app for?

A: Currency Converter is a great tool for eBay sellers that sell internationally. This will allow international buyers to easily calculate the listing's price and cost of shipping in their own currency.

Q: How do I access my control panel?

A: To access your Currency Converter app control panel login to your eBay account. Then go to: [My eBay](#) > [Applications](#) > [Currency Converter](#).

Q: How long will it take until the Currency Converter is added to my listings?

A: It can take up to 12 hours to add the app to your listings. If after 12 hours Currency Converter still wasn't added to your listings contact us at: support@3dsellers.com.

Q: Why wasn't Currency Converter added to all my listings?

A: Currency Converter can't be added to auction listings with bids or listings that will end in the following 12 hours. This only occurs when you activate the app for the first time.

Q: I've changed my eBay user ID, what should I do?

A: Contact us at support@3dsellers.com so that we can update your new user ID in our database.